

BOOK 2023

. Decorative + Architectural

BOOK 2023

.Modern

.Architectural

.Accessories

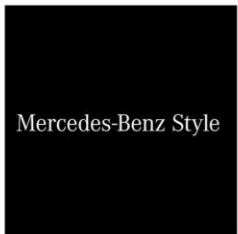

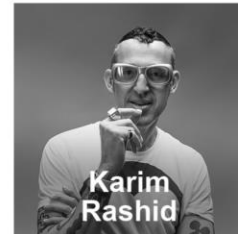



.Classic

.Project

.Partners




Designers



.MODERN


CHLOROPHILA



Ross Lovegrove

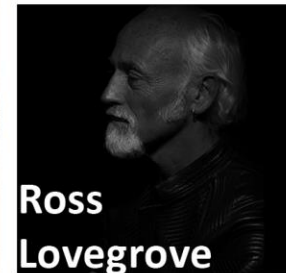
It is a highly scenic, yet light suspension appliance that, when switched on, unveils a contrast of delicate shades interacting with space and completing it.

Artemide®



Material:
Methacrylate,
technopolymer,
aluminium

LED



Ross
Lovegrove

COSMIC ANGEL



Ross Lovegrove

My concept way to freeze a moment that seemed to be created by air rolling over a thin sheet, achieving a very natural flow and rhythm in the lightweight sculptural skin.

Artemide®

MOGHADASIAN HOUSE



Colour: Polished chrome

Installation: Suspension

Material: ABS, aluminium

Emission: Indirect



GOPLE



BIG -
Bjarke Ingels Group

Artemide®


LED



The basic form of the Gople Lamp enhances the beauty of glass, hand-processed according to an ancient Venetian technique that gradually turns white glass into crystal glass by combining both upon blowing, thus making each piece unique.

Colour: Black/Copper, Black/Bronze
Material: Blown glass, aluminium

SPACE CLOUD




Ross Lovegrove

Suspension lamp "SPACE CLOUD" is a highly modular suspension lighting system with a great potential for creating large density installations

Artemide®


LED

Colour: Aluminium
Installation: Suspension
Material: Alluminium



**Ross
Lovegrove**

AMELUNA RGB APP



Artemide and Mercedes-Benz are famous for the exclusivity of their design and the creation of icons. Two international leaders in their respective fields enter into partnership to design new synergies. The design of Artemide and Mercedes-Benz has been traditionally human centered, focused on human beings, their experience and interaction.

Colour: Transparent
Material: Methacrylate, technopolymer, thermally conductive
Environment: Indoor
Emission: Direct - Diffused
Design by: Mercedes-Benz Style

Artemide[®]

LED

AWARDS





MATERIALS

- Body in high transparency injection-molded PMMA.
- Heatsink structure in polished calendered aluminum.
- Lower ring of body in PMMA with opaline finish.
- Spot in cast aluminum.
- Ameluna discloses an innovative optoelectronic system integrated in the transparent frame.
- Heatsink is an extrusion that runs all around the body and hosts the LED strips.



CONNECTED

Ameluna features cutting-edge technology through optoelectronic innovation and the ability to interact with the surrounding environment in a digital dialogue. It can be controlled from an app that can memorize the lighting experience, like in the new Mercedes-Benz E-Class.

CADMO



Karim Rashid
Floor lamp. A steel panel screens and releases a soft indirect light upwards together with a diffused light along the vertical aperture of the lamp.

Artemide[®]

LED



CADMO LED WALL



CADMO LED FLOOR

HOUSE[®]



LIQUID LIGHT



Hopf & Wortmann Büro für Form
Liquid_Light presents light in a fluid for form

next®


DROP_2

Stardust in the glass cap - LIQUID LIGHT: Although we have already had the paper "Condensation of copper in an ultrahot giant exoplanet" translated and taken note of a few years ago, phenomena on the BLUBB-BLUBB, which we want to call "stardust in the glass cap" until we examine them more closely, surprise us again. We also want to take samples of the traces of light left behind.



DROP_2

LIQUID LIGHT



next[®]

DROP_1



Drop _ 3

Dimming:
phase dimmable
Dimension:
Height 47 cm / Depth 20 cm



Drop _ 4

Dimming:
Cord dimmer
Dimension:
Height 100 cm / Ø 36 cm

MOUETTE SUSPENSION



Wilmotte & Industries

This pendant light by Artemide is reminiscent of a seagull (French mouette) gliding through the air. Its opaline diffuser is injection molded from a single piece and ensures that the light is evenly diffused in all directions. This makes the Artemide Mouette Symmetric Suspensione LED ideal for representative, atmospheric room lighting.

Artemide[®]

LED

Colour: White opaline

Installation: Suspension

Material: Moulded polypropylene, aluminium

Series: Architectural Indoor

Area contract: Hospitality, Retail, Office, Culture

AWARDS




red**dot**



DESIGN &
INNOVATION

CALIPSO



The unique honeycomb grill of Calipso was generated by feeding a photo of the moon into an image-based algorithm found on a seemingly extinct computer.

Artemide®

LED



Colour: White

Installation: Ceiling, Wall

Material: Tecnopolymer

Environment: Indoor

Emission: Direct

SOURCES Category: LED

Color temperature (K): 3000K



Neil Poulton

MERCURY MINI



Ross Lovegrove

A ceiling fixture that places a floating assembly of large pebbles below a simple modern aluminum disc

Artemide®

INVERO



As Invero combines the features of a craft technique with optoelectronics innovation. Added to Incipit - an optical, thermal and technological machine - Artemide combines a human and craft dimension, contemplating the beauty of imperfection thanks to the revisitation of the blown glass.

Colour: White

Material: Glass, aluminium, methacrylate

Series: Scenarios

Design by: Carlotta de Bevilacqua

Artemide®

LED

TOLOMEO MEGA FLOOR



Michele De Lucchi, Giancarlo Fassina
Tolomeo lamp was made to go everywhere, stay
everywhere, work everywhere.

Artemide[®]



TOLOMEO BASCULANTE READING FLOOR



Colour: Natural
Installation: Floor
Material: Aluminium, parchment paper, steel
Design by: Michele De Lucchi, Giancarlo Fassina

Tolomeo Diffusore Wall



Colour: Alluminium Body , Paper Diffuser
Material: Aluminium, parchment paper or satin
Diameter Shade: cm 18
Designers: Michele De Lucchi, Giancarlo Fassina

Tolomeo Diffusore Wall



Colour: Alluminium Body , Paper Diffuser
Material: Aluminium, parchment paper or satin
Diameter: cm 18, 24
Designers: Michele De Lucchi, Giancarlo Fassina

TOLOMEO Decentrata Suspension

Michele De Lucchi,
Giancarlo Fassina

Cantilevered arms in polished aluminium; joints in polished aluminium; diffuser in matt aluminium or in parchment paper or silk satin fabric or stainless steel ring.

Artemide®



Tolomeo Basculante Suspension 2 Bracci

Michele De Lucchi, Giancarlo Fassina

Cantilevered arms in polished aluminium; diffuser in parchment paper on a plastic frame, joints in polished aluminium. The code refers to the luminaire's body

Artemide®

TOLOMEO MICRO TABLE



Base and cantilevered arms in polished aluminium;
diffuser in anodised aluminium; joints and supports
in polished aluminium.

Artemide[®]



Colour: Aluminium, Gold, Black, Metal Red, Metal orange
Polished aluminium, Metal blue,
Installation: Table
Material: Aluminium, steel



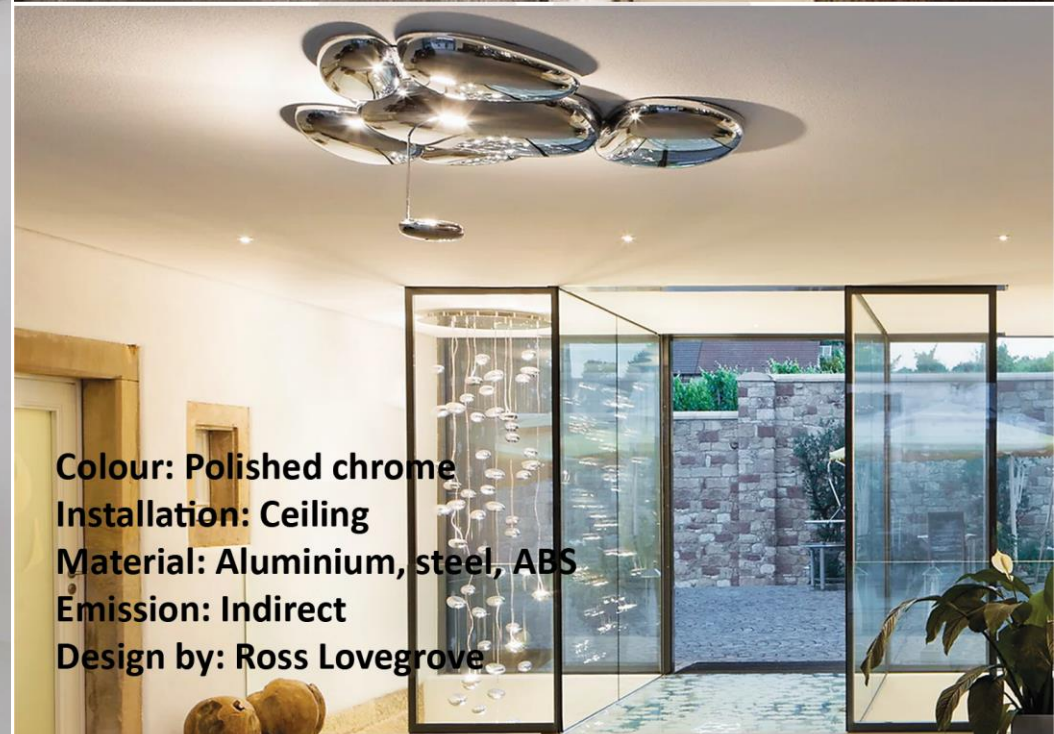
SKYDRO



Ross Lovegrove
Ceiling lamp a further development of the Hydro series

Artemide[®]

Kaboutar Residential, Lavasan, Iran



Colour: Polished chrome
Installation: Ceiling
Material: Aluminium, steel, ABS
Emission: Indirect
Design by: Ross Lovegrove

UNTERLINDEN



Herzog & De Meuron
A suspension lamp designed for museum lighting, combining the aesthetic charm of an old-time object with high technology and engineering.

Artemide[®]



Colour: Aluminium - Brass
Installation: Suspension
Material: Aluminium
SOURCES Category: LED
Diameter: cm 12

**DESIGN
PLUS**



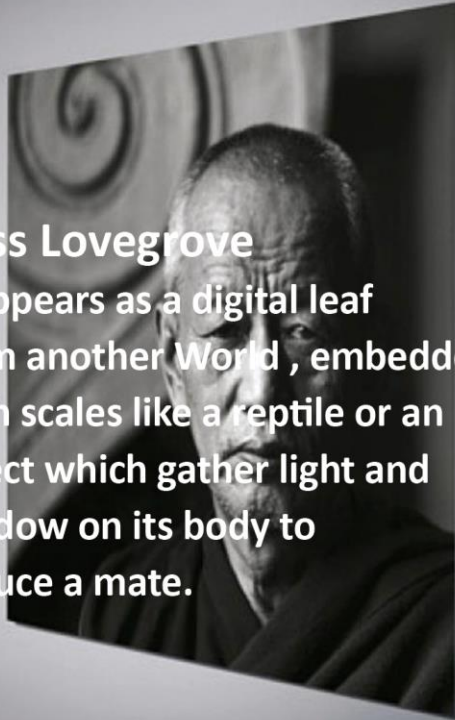
red dot

COSMIC LEAF



Ross Lovegrove

It appears as a digital leaf from another World , embedded with scales like a reptile or an insect which gather light and shadow on its body to seduce a mate.



Artemide®

NEW NATURE

Ross Lovegrove

“This high investment, highly developed product plays with fluidbotanic geometries to define a new light condition in space, casting intersecting light and shadow onto walls and surfaces in a very threedimensional way”



Artemide®

LED

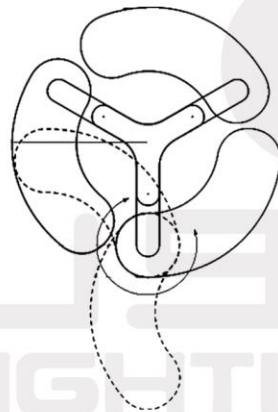
BLADE



J.P. Meulendijks
This lamp will move you Blade offers almost infinite possibilities to illuminate a room

next[®]

FLU



It takes just a few moves to rearrange the three bowl-shaped shades into a new position



EMPATIA



Carlotta de Bevilacqua & Paola Monaco di Arianello
Empatia is inspired by the association between the great
glass-blowing tradition and the LED technology of
Artemide

Artemide

LED

Dimmerable
Colour: White
Installation: Suspension Wall Ceiling
Floor Table
Material: Blown glass,
methacrylate, aluminum
Design by: de Bevilacqua, di Arianello



GLO



Danilo De Rossi

Hand blown in the ancient tradition of Murano glass making, GLO' is a sculptural suspended element.

LEUCOS®

GLO Aquamarine



GLO Transparent



LEUCOS®

BALANCE CEILING



PIO AND TITO TOSO

Inspired by the elliptic orbit of a planet around the sun, a motion that is created by the harmony and balance of unseen forces represented with the glass and the light

BALANCE SUSPENSION



PIO AND TITO TOSO

Inspired by the elliptic orbit of a planet around the sun, a motion that is created by the harmony and balance of unseen forces represented with the glass and the light

PIRCE



Giuseppe Maurizio Scutellà

Opening out of a slim disk are fluttering spirals, which fall gently downwards, creating magical effects of form and light


Artemide®

HALO LED



PIRCE LED WALL

Colour: White, Gold
Installation: Suspension, CEILING,
WALL
Material: Aluminum
Environment: Indoor
Area contract: Residential
Emission: Indirect
Design by: Giuseppe Maurizio



PIRCE HALOCEILING



CABILDO



Eric Solè


The indirect light shapes the body lamp, bringing out its winding form and giving it the astonishing appearance of a ring of light.

Artemide®

CABILDO FLOOR



CABILDO WALL



SEMAI SP




Alberto Saggia & Valerio Sommella
Collection of pendant and ceiling lamps. Made of a glass mouth blown into a steel cage. This free blowing technique makes each lamp always different.

 **Vistosi**




SEMAI CEILING



SEMAI TABLE

DIAMANTE



Barbara Maggiolo
Great versatility for this glass made with a totally
handcrafted production. more value to the lightness of
the glass

 **Vistosi**



DIAMANTE CEILING



DIAMANTE SP

DROPLET MINI



Ross Lovegrove

Droplet is a ceiling light that appears as a pool of liquid aluminium reflecting two light pebbles.

Artemide[®]




Material: Aluminium, steel

Emission: Indirect

Installation: WallCeiling

Colour: Polished chrome / Aluminium



EURIALO



Pio & Tito Toso

The Eurialo wall lamp by Artemide is a wall mounted luminaires for indirect and direct halogen or fluorescent lighting

Artemide[®]




Colour: White , Black

Material: Aluminum

Type of lamp: 1 x R7s max. 160W

Dimensions: 360 x 113 x 158 mm (L x W x H)



LOGICO



The refined blown glass shade in a silky finish gives the lamp a representational look, both when it is on and when it is off. Its modular organic shape allows to combine several lights.

Artemide[®]



Logico Ceiling

Logico Line



Logico Table

Logico Wall



**DESIGN
PLUS**



CASTORE CALICE

The spherical diffuser design is enhanced by a removable-fitting and tapering luminous stem, that makes a sweet transition from the strong diffuser light to the blind lamp structure area.



Artemide®

SURFACE SP



Giovanni Barbato
Surface redefines the concept of surface: an extension
of glass whose shape is constantly changing.

Vistosi

LED

METEORITE



Pio and Tito

Meteorite originates from the pursuit of a new sensibility, a new expressive language for lighting blown-glass

Artemide®

METEORITE CEILING



Colour: white

**Installation: Suspension, Ceiling, Wall,
Floor, Table**

Material: Blown glass, technopolymer

Design by: Pio & Tito Toso


REA



Neil Poulton

“Rea is a little reflection of itself, a bending splitting amoeba. Or maybe the Enterprise from Star Trek, if designers were still allowed to be influenced by childhood dreams”.

Artemide[®]



REA 12

REA 17

Colour: White

Installation: Wall

Material: Aluminium

design by: Neil Poulton

Color temperature (K): 3000K

LED



reddot



Neil
Poulton

NLC




Constantin Wortmann

next[®]

LED



NLC



LED


YANZI

Neri&Hu

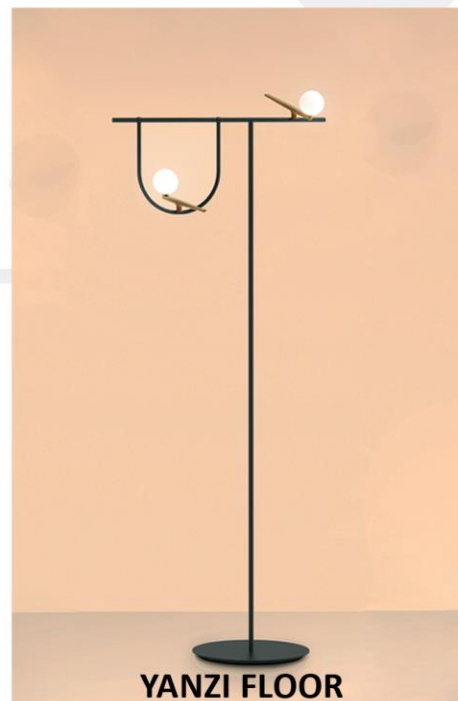
The activity of Neri&Hu is founded on constant research and the desire to work on the dynamic interaction of experience, detail, material, shape, and light.

Artemide®

LED



YANZI SUSPENSION



YANZI FLOOR



YANZI TABLE

TIZIO



"When we presented it, there was nothing like it on the market, it was revolutionary. Tizio is beautiful in any different position, it is a harmonious object in all its parts, you move it with one hand and it is always extremely precise. "

Artemide®



Colour: Black
Material: Aluminum
Emission: Direct Adjustable
Design by: Richard Sapper




MELAMPO FLOOR



Adrien Gardère
Base in painted zamac;
painted aluminium stem;
diffuser in silk satin fabric
on a plastic frame.

Artemide®



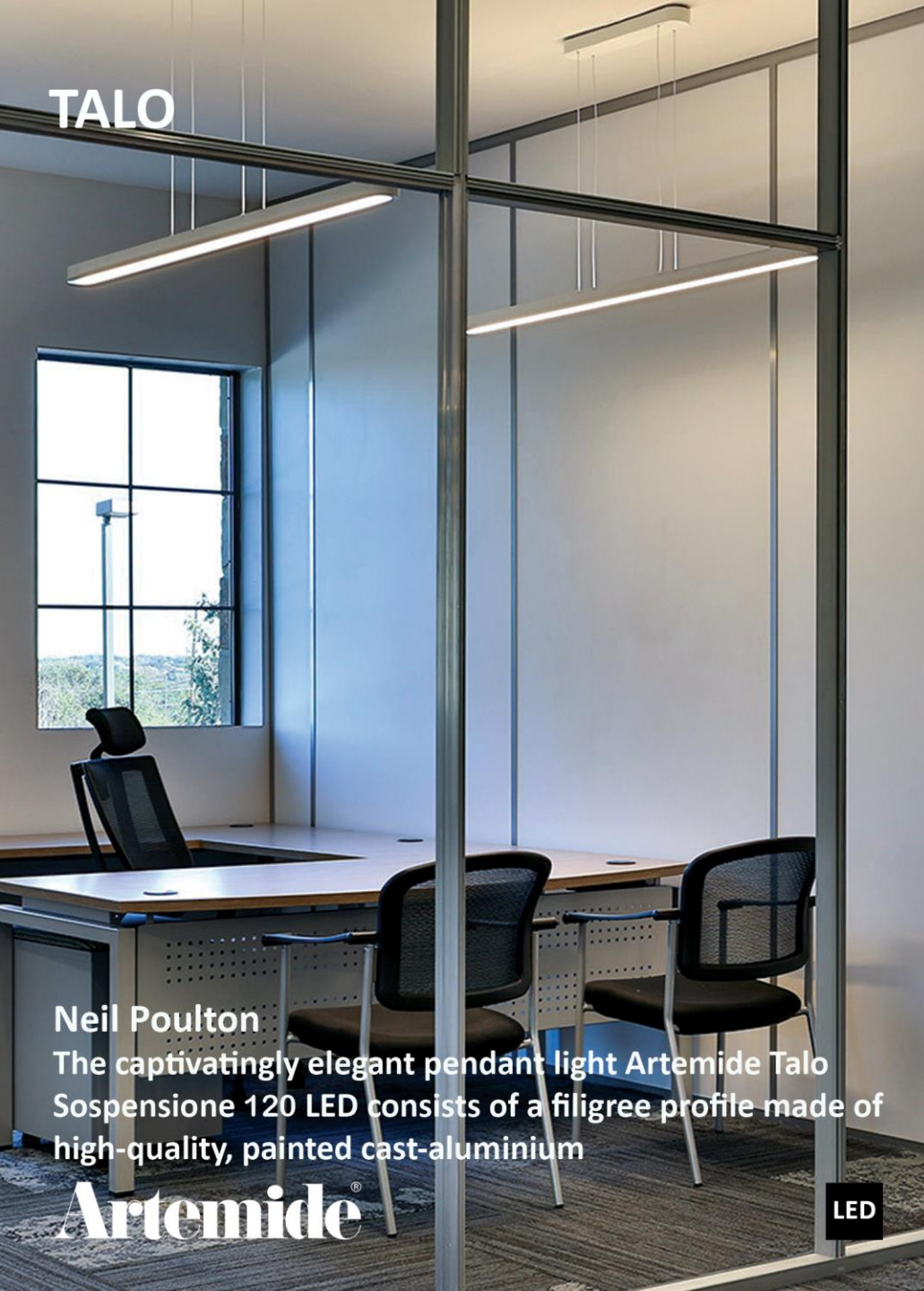
MELAMPO WALL



MELAMPO NOTTE



TALO



Neil Poulton

The captivatingly elegant pendant light Artemide Talo Sospensione 120 LED consists of a filigree profile made of high-quality, painted cast-aluminium

Artemide[®]

LED



Material:
Aluminium,
methacrylate,
polycarbonate

Lamp included. Available
mono or double tube
(on the same line),
in different lengths
according to the power
of the light source.
The suspension cables
are also feed cables.



Neil
Poulton

NEBULA



Ross Lovegrove


Generated from advanced parametric scripting the vortices act as light capturing forms, emitting a glowing light phenomena from a ring of LEDs located in its circumference.

Ø80 CM

Artemide[®]

LED

DECOMPOSÉ



Atelier Oi

light rays come to life in a scenic dance, made of shadows circulating around the central heart.

Artemide

ECLISSE TABLE



Vico Magistretti

Eclisse is an avant-garde balance between form and function, design and utility

Artemide[®]



**Colour: PVD Copper, PVD Gold, PVD Mirror
Orange, Red, White**

Material: steel, technopolymer

Emission: Diffused And Direct

LaPetite Table



Quaglio Simonelli

An archetypal lampshade balanced on a tilted stem. Simple elements, exquisitely combined into an amazing geometric composition, recall basic forms matched with different materials for technological reasons.

Artemide®

NESSINO TABLE



Nessino is an icon of Italian design from the '60s, a decade that heralded the conquest of modernity in which design redefined the domestic landscape through the first uses of plastics.




Artemide®

JUBE SUSPENSTON

Favaretto & Partners
Retro charm. The elegant and delicate look of blown glass finds a new dimension in Jube.

 **Vistosi**



LED


archiproducts
DESIGN AWARDS
WINNER 2017

NUR GLOSS



Ernesto Gismondi
upper cap in sanded glass. Direct and indirect halogen light emission.

Artemide®

LED



**Ernesto
Gismondi**

Colour: Black, White
Installation: Suspension
Material: Aluminum, methacrylate, glass
Environment: Indoor
Emission: Direct/indirect
NUR GLOSS available in two size

MESMERI




Eric Solè

The shape of the body of the lamp wrap the power source inside, emanating an almost magic soft light shine upward

Artemide®

Colour: White, Chrome
Installation: Wall
Material: Aluminium
Series: Design Collection
Environment: Indoor
Emission: Indirect



ALIEN PL



Constantin Wortmann
Invasion from another world

next®



ALIEN EASY



ALIEN FLOOR



ALIEN TABLE

INDUSTRIAL



The Industrial Collection is inspired by the design of classic industrial lamps. Mouth-blown crystal glass combined with turned oak wood perform well together

13°

LED



Material glass: Crystal glass anthracite
wooden cone material oak veneer lamp



Industrial 15/16P



Industrial 15/16P



Industrial 15/16P

ARIA SP



GIOVANNI BARBATO

Two glasses simply fixed on a ring make the frame a significant feature of the lamp and give more value to the lightness of the glass

Vistosi

LED

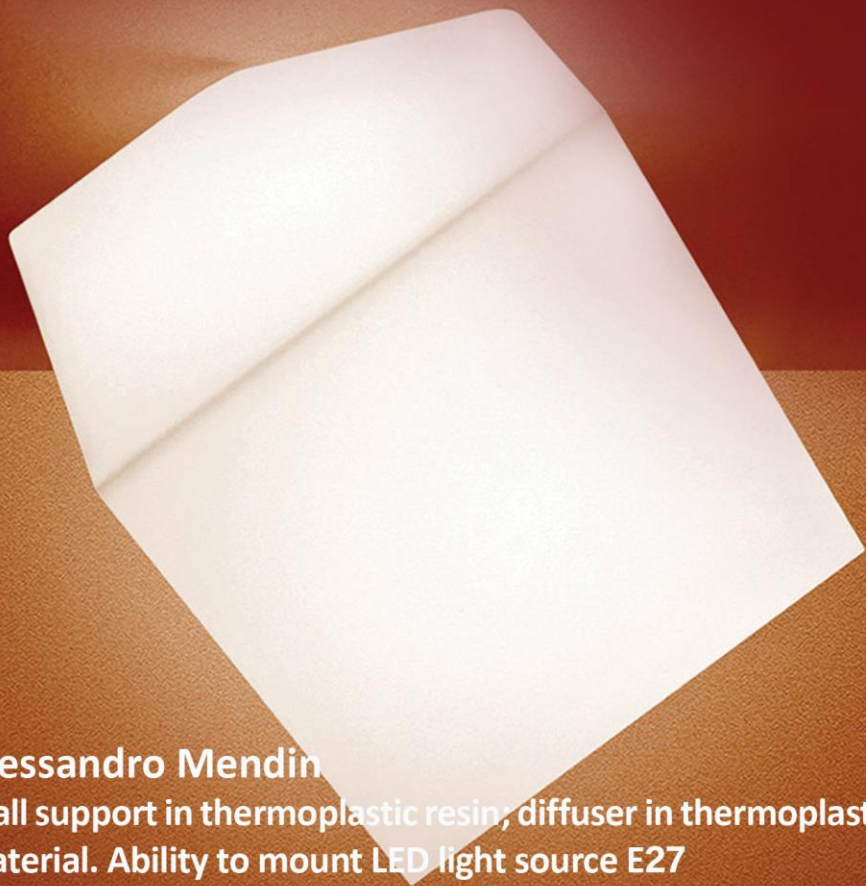


ARIA SP



Vistosi

EDGE CEILING



Alessandro Mendini
Wall support in thermoplastic resin; diffuser in thermoplastic material. Ability to mount LED light source E27

Artemide®

FLAP FLAP PENDANT

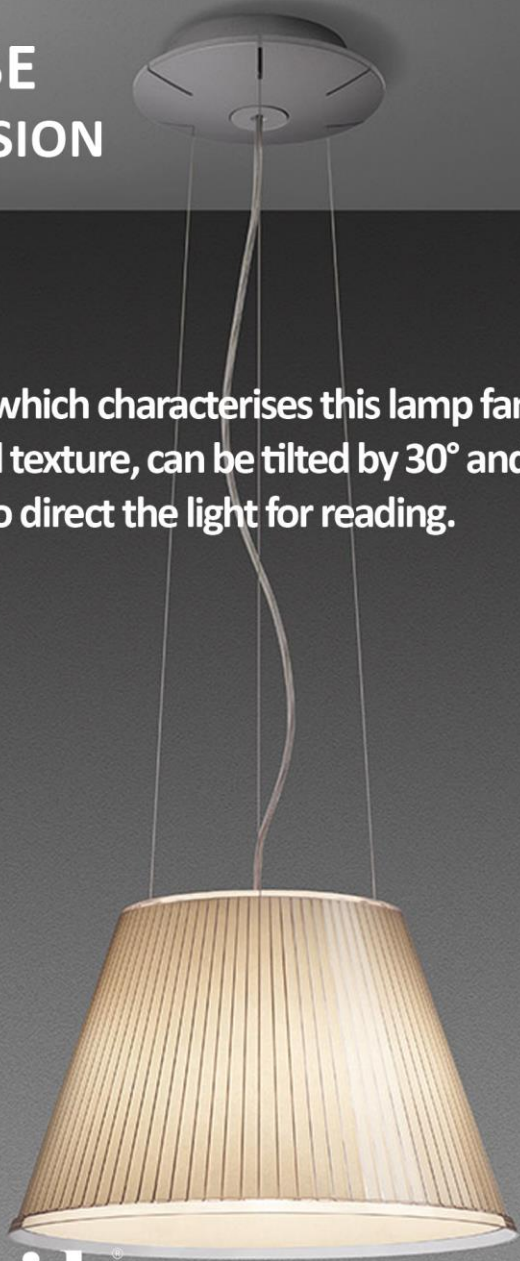


Constantin Wortmann
Ground Control goes FLAPFLAP: When suddenly FLAPFLAP appears in our side mirror, we are irritated, as we dedicate several papers to gravitation in our "Great BLUBB-BLUBB- Primer",

next®

CHOOSE SUSPENSION

The diffuser, which characterises this lamp family with its materials and texture, can be tilted by 30° and rotated on its own axis to direct the light for reading.



Artemide

CHOOSE WALL



Colour: Transparent + Natural
Installation: Wall
Material: polycarbonate, parchment
Environment: Indoor
Emission: Direct Spot
Design by: Matteo Thun & Partners

Artemide

DNA TRIPLE



Hopf & Wortmann


Like an organically growing structure, the complex form develops out of a surprisingly simple element

next[®]

LED



DINARCO



Colour: White

Material: Aluminium

Emission: Indirect

Design by: Carlo Forcolini, Giancarlo Fassina

Artemide[®]

MINI JJ TABLE



JJ SMALL table and wall lamp in matte lacquered steel with aluminum diffuser. Interior of the diffuser in white lacquer. Available in E27 (on-off)

LEUCOS

PUCK WALL




Source 1x150W R7s 1700lm 3000K

LEUCOS®

.ARCHITECTURAL

SURF



A valid alternative to fluorescent modules for general lighting solutions of the tertiary buildings, school premises, public or industrial spaces,

Colour: White
Material: Extruded Aluminium
Emission: Indirect

Artemide[®]

FLU

MICROSURF WALL



A minimal, almost unobtrusive design to be integrated into any architectural setting. Materials: die-cast painted aluminium.

Colour: White
Installation: Wall
Material: Aluminium
Emission: Indirect



LED

EGGBOARD

Matrix - 1600x800

Colour: Grey
Installation: Suspension
Watt: 89W
Delivered lumens output: 7396lm
CCT: 3000K
Emission : Direct + Indirect
Dimmable Typology: Dali
Sound-absorbing properties

Suspension appliance with sound-absorbing properties ensured by a peculiar sinusoidal cross-section design of the lower surface and the use of a sound-absorbing material.

Artemide[®]

LED

AWARDS



ESPRIT DUAL EMISSION




Independent suspension of direct/indirect emission
2x54W T16 fluorescent lamps. Structure formed by
an extruded aluminum frame painted in metallic
gray and a central optical element.

Artemide®



Delivered OUTPUT: 108W 2x FLUO 2800K
Color: Metallic Gray
Material: Aluminium
Dimensions: 1360 x 250 x 48 MM
Emission: Direct/Indirect

RASTAF CHROME



Studio Artemide

When it comes to home lighting, Artemide Architectural can provide you the best designs and styles.

Artemide[®]

TOPLITE



TOPLITE ADJUSTABLE

Studio Artemide

When it comes to home lighting, Artemide Architectural can provide you the best designs and styles. The company has a splendid reputation in the market for the products they provide. Here you will find some information on the toplite models of the company.



TOPLITE FIX

Artemide[®]

VULCANIA



type of lamp(s): 1 x GU5.3 max. 35W

Dimmable : Yes

Ingress Protection: IP20 No/limited protection

Product dimensions: \varnothing 221 x 32 mm (\varnothing x H)

Artemide[®]

LED

.CLASSIC + ACCESSORIES


PHANTOM OVALE



XHIXHA & BENINI – LUCA GONZO

Wall mirror in 6 mm high temperature fused glass, back-silvered. 5 mm flat mirror. Rear frame in painted metal. It can be hung horizontally or vertically.

FIAM



POSSIBLE POSITIONS

DIMENSION (CM)

L180 X W16 X H90

CURVED GLASS + CENTRAL MIRROR GLASS FINISH

CHIC



Manuel Vivian
metal frame with cast brass and coloured crystal
inserts.coloured crystal pendants.

MASIERO



CHIC
WALL A2



PRIMADONNA CHANDELIER



M_P Studio

The metal frame, comes together with brass fusion decorations. Pongè lamphades, crystal pendants.

MASIERO®

PRIMADONNA WALL



NAUSICAA FLOOR



floor lamp with metal structure and Murano
hand-blown glass
DIMENSION (CM)
D30 X W30 X H184

LALU.

NAUSSICA 9592



DIMENSION (CM)
D30 X W35 X H82
D23 X W25 X H58

NAUSSICA 9591 (SHADE)



DIMENSION (CM)
D25 X W21 X H62

LALU.

**NAUSSICA
PENDANT**



LALU.

**DIMENSION (CM)
D38 X W30 X H87**

**NAUSSICA
2.0 WALL**



**DIMENSION (CM)
D38 X W30 X H87**

LALU.

CITY SQUARE



Enrico De Girardi

Range city is made with metal sheets of different sizes, mounted to create a round or a square shape.



CITY SQUARE WALL



CITY R



Enrico De Girardi

Range city is made with metal sheets of different sizes, mounted to create a round or a square shape.



CITY R WALL



EVA
PENDANT



Eva represents the evolution of the classic chandelier with a modern twist in design and materials.

MASIERO

EVA GOLD LEAF PENDANT



EVA GOLD LEAF WALL



SOUND WALL



MATERIALS

Metal structure, decorated glass diffuser.

H 30 cm

SP 45 cm

L 30 cm

MASIERO

BLOB



A great work for this small wall lamp Blob gilded metal whose shapes recall those of an hourglass.

MASIERO

TIEPOLO



Manuel Vivian
Resin and metal painted frame and Led lighting system

MASIERO®

LIZZI WALL




Manuel Vivian
metal frame with cast brass and coloured crystal inserts.coloured crystal pendants.

MASIERO®



Projects



Partners

Artemide[®]

Founded in 1960 by Ernesto Gismondi, Artemide is based in Pregnana Milanese, Italy, and operates through 24 subsidiaries. Its distribution network includes 55 branded showrooms in the main cities around the world. Artemide products are distributed in 98 countries.

next[®]

As a company, next was founded in 2000 by Thomas Schulte. Since 2005 our next headquarters are located in Cologne. It is the place where all the threads of creativity which span the distance between the Rhineland in the West

Vistosi

Recently inaugurated in the hinterland of the Laguna, the new administrative premises of the company reflect the fine lines and the quality of materials which characterize the Vistosi brand.

MASIERO[®]

Tiny coloured pins pierce the wall map to identify locations of subsidiaries and agencies in MASIERO's worldwide sales network. The last pin added marks the Middle Eastern hub of Abu Dhabi.

 **mm lampadari**
luce italiana dal 1966

MM Lampadari is founded in 1966 as an artisan business in Quero, Belluno province; combining Antonio Miotto's skills in wrought iron with Tullio Mazzocco's experience in the mechanical field. The name MIM Lampadari comes from the surnames of the two founders.

FIAM

The merger between these companies in 1973 resulted in FIAM, the first company to produce furnishing items in curved glass. Thanks to its technology and partnerships with top international designers.

13°

We are exclusively committed to the subject of light. Since 2010 we develop, manufacture and distribute our lights. The City of Dresden – situated on the thirteenth degree (dreizehn grad) longitude – is starting point and homebase of our company.

LALU.
light as a fairy tale

Designing, manufacturing and marketing lighting and design accessories is what we have been doing since the late 40s, with a special care for materials and customer satisfaction.



**Unit 01, NO 1423 Shariati
Ave, Gholhak Area
Tehran - Iran**

T: +98 21 22615359

info@lightinghouse.ir

www.lightinghouse.ir



instagram



website